



















Link to online dashboard: [click here](#)



Delivering Better Services Overview 1 of 3


[Back](#)
[Delivering better services 2 of 3](#)
[Protecting the Environment](#)
[Supporting Economic Growth](#)
[Caring for the Vulnerable](#)

Ref	Target	Good To	As of Date	Metric Name	Latest Value	RAG Status	Trends	
1ECS001a	Quartile 2	High	2022/23	% of parents who get one of three preferred school places (Primary)	98.6	✓		Link
1ECS001b	Quartile 2	High	2022/23	% of parents who get one of three preferred school places (Secondary)	95.9	✓		Link
1ECS002a	80%	High	2023 a Autumn term Final	% of 2 year old children eligible for free funded education	93.3	✓		Link
1ECS002b	Maintain national quartile A	High	2023 a Autumn term Final	% of 3 and 4 year old children eligible for free funded education	100.6	✓		Link
1ECS003a	2022/23 2 Million Visits	High	2022/23 Q4	Number of visits to libraries (annual cumulative indicator)	655,434	✓		Link
1ECS003b	2022/23 200,000	High	2022/23 Q4	Libraries – PNET sessions	72,044	✓		Link
1ECS003c	2022/23 3,900,000	High	2022/23 Q4	Libraries - Physical issues & e- downloads combined	1,439,366	✓		Link
1GET001a	OP 85%	High	2023 03	% of NoWcards processed and dispatched within 5 working days of receipt of initial application a) OP	98.8	✓		Link
1GET001b	DP 80%	High	2023 03	% of NoWcards processed and dispatched within 5 working days of receipt of initial application b) disabled	97.3	✓		Link
1GET001c	Renewals 90%	High	2022 09	% of NoWcards processed and dispatched within 5 working days of receipt of initial application c) Renewals	100.0	✓		Link
1GET002a	90% Quarterly (2022/23)	High	2022/23 Q4	Safety carriageway defects repaired within 4 hours (emergency) %	87.5	!		Link
1GET002b	90% Quarterly (2022/23)	High	2022/23 Q4	Safety carriageway defects repaired within 2 working days (urgent) %	92.6	✓		Link
1GET002c	90% Quarterly (2022/23)	High	2022/23 Q4	Safety carriageway defects repaired within 5 working days (non-urgent) %	87.3	!		Link
1GET002d	90% Quarterly (2022/23)	High	2022/23 Q4	Safety carriageway defects repaired within 10 working days (non-urgent) %	92.4	✓		Link
1GET002e	90% Quarterly (2022/23)	High	2022/23 Q4	Safety carriageway defects repaired within 20 working days (non-urgent) %	96.0	✓		Link

<div>  <div> <div>Delivering Better Services Overview 2 of 3</div> <div>   </div> </div> </div>								
<div> <div>Back</div> <div>Delivering better services 3 of 3</div> <div>Protecting the Environment</div> <div>Supporting Economic Growth</div> <div>Caring for the Vulnerable</div> </div>								
Ref	Target	Good Is	As of Date	Metric Name	Latest Value	RAG Status	Trends	
1GET003a	90% Quarterly (2022/23)	High	2022/23 Q4	Non-Traffic Management (NTM) lamp-out faults repaired within 5 working days %	98.62	✓		Link
1GET003b	90% Quarterly (2022/23)	High	2022/23 Q4	Traffic Management (TM) lamp-out faults repaired within 20 working days %	100.00	✓		Link
1GET004a	90% Quarterly (2022/23)	High	2022/23 Q4	Highways safety inspections on time %	99.38	✓		Link
1GET005a	99.5% Quarterly (2022/23)	High	2023 Q3	% of times that a child with SEND is successfully transported to school	99.72	✓		Link
1GET006a	88.75% Quarterly (2022/23)	High	2022/23 Q4	% of calls presented to the Customer Access Service answered	87.09	✓		Link
1GET006b	90% Quarterly (2022/23)	High	2022/23 Q4	Customer Access Service - Customer Satisfaction %	92.32	✓		Link
1PH001a	100% of the eligible population over a 5 year period	High	2022/23 Q3	Patients invited for an NHS Health Check (proportion of eligible population per year) %	118.24	✓		Link
1PH001b	National ambition is 75%	High	2022/23 Q3	NHS Health Checks undertaken (proportion of eligible population per year) %	44.45	!		Link
1PH002a	Targets to achieve 5% or more of the Lancashire smokers to set a quit date per year.	High	2022/23 Q3	Tobacco Control: Total persons setting a quit date %	69.71	!		Link
1PH002b	5% of smokers in Lancashire to set a 4 week quit date. Of those, 50% of those to quit.	High	2022/23 Q3	Tobacco control: Total persons successfully quit %	58.51	✓		Link
1PH003a	National 95%	High	2022/23 Q4	PH 0-19: Mothers who received a first face to face antenatal contact with a health visitor at 28 weeks or above %	72.40	✗		Link
1PH003b	National 95%	High	2022/23 Q4	PH 0-19: Infants that receive a face-to-face NBV within 14 days by a health visitor %	79.40	!		Link
1PH003c	National 95%	High	2022/23 Q4	PH 0-19: Infants who received a 6-8-week review by the time they turned 8 weeks %	86.00	!		Link
1PH003d	National 95%	High	2022/23 Q4	PH 0-19: Children who turned 12 months in the quarter who received a 12-month review, by the age of 12 months %	74.00	!		Link
1PH003e	National 95%	High	2022/23 Q4	PH 0-19: Children who received a 2-2 1/2-year review by the time they turned 2 1/2 %	69.00	✗		Link



Delivering Better Services Overview 3 of 3


[Back](#)
[Delivering better services 1 of 3](#)
[Protecting the Environment](#)
[Supporting Economic Growth](#)
[Caring for the Vulnerable](#)

Ref	Target	Good Is	As of Date	Metric Name	Latest Value	RAG Status	Trends	
1PH004a	Upward trend	High	2022/23 Q3	Sexual Health: Number attending for contraception	4,481	✓		Link
1PH004b	45%	High	2022/23 Q3	Sexual Health: LARC is the main method of contraception %	70.40	✓		Link
1PH005a	3 year planning, review and amendment cycle governed, assessed and quality assured by HSE/EA or ONR as applicable	Other	2022/23	Control of Major Accident Hazards (COMAH 2015) and Radiation (Emergency & Public Information) Regulations (REPPIR 2019) Report meetings with CoMAH Competent Authority (HSE/EA) and for REPPIR (ONR); deadlines set out in statute. - see link for RAG Status	0.00	✓		Link
1PH006a	75%	High	2021/22	EOSV percentage buy in (75%+) by Academies across Lancashire	84.00	✓		Link
1PH007a	75%	High	2022/23	Service Level Agreement for all aspects of Health and Safety for Lancashire Schools	89.00	✓		Link
1PH008a	Maintain all statutory returns and plans	Other	2021/22	Trading Standards - Submission of compliant statutory performance returns to and production of plans for central government agencies & departments and requirements met - see link for RAG Status	0.00	✓		Link
1PH008b	To protect Lancashire Consumers and maximise the level of detriment avoided.	Other	2022/23	Trading Standards -Estimate of Consumer detriment saved or prevented for Lancashire Consumers £	7,191,863.00	✓		Link
1PH009a	Maintain and improve satisfaction rates	Other	2021/22	Scientific Services - Customer and Client Satisfaction Survey- see link for RAG Status	0.00	✓		Link
1RES001a	0 Percent	Low	2022/23 Q3	% Revenue forecast outturn variance to budget	0.27	!		Link
1RES002a	4 Year Target of 8 absence days per FTE by 2025/26 Year End	Low	2022/23 Q4	Sickness Absence days per FTE	3.34	!		Link



Protecting the Environment Overview


[Back](#)
[Delivering better services](#)
[Protecting the Environment](#)
[Supporting Economic Growth](#)
[Caring for the Vulnerable](#)

Ref	Target	Good Is	As of Date	Metric Name	Latest Value	RAG Status	Trends	
2GET001a	65% by 2035	High	2022/23 Q4	% of Waste Re-used, Recycled and Composted	42.00	!		Link
2GET001b	60% Quarterly (2022/23)	High	2022/23 Q4	% of Waste Re-used, Recycled or Composted at Household Waste Recycling Centres (Excluding Inert Waste)	56.60	!		Link
2GET002a	2% by end 2022/23, 5% by end 23/24, 15% by end 24/25 25% by end 25/26, 50% by end 30/31 and 100% by end 35/36	High	2022/23 Q4	% of LCC Vehicle Fleet that is Ultra-low Emission	2.10	✓		Link



Supporting Economic Growth Overview


[Back](#)
[Delivering Better Services](#)
[Protecting the Environment](#)
[Supporting Economic Growth](#)
[Caring for the Vulnerable](#)

Ref	Target	Good Is	As of Date	Metric Name	Latest Value	RAG Status	Trends	
3ECS001a	To be agreed	High	2021/22	% Good Level of Development at Early Years Foundation Stage	62.1			Link
3ECS001b	To be agreed	High	2021/22 b Final	% Expected Standard in Reading, Writing & Maths at Key Stage 2	57.0			Link
3ECS001c	To be agreed	High	2021/22	% SEND Pupils Expected Standard in RWM at KS2	16.0			Link
3ECS001d	To be agreed	High	2021/22 Revised	Pupils Average Attainment 8 Score at Key Stage 4	47.6			Link
3ECS001e	To be agreed	High	2021/22 Revised	SEND Pupils Average Attainment 8 Score at Key Stage 4	33.4			Link
3ECS002a	Previous Target: 94.7% New service Target 94.9%	High	2022/23 Q4	% of Young People in Employment Education or Training	95.1	✓		Link
3ECS002b	Previous Target: 87.1% New Target: 91.2%	High	2022/23 Q4	% of Young People with SEND in Employment, Education or Training	90.4	!		Link
3ECS003a	55%	High	2022/23 Q4	% of Care Leavers in Education, Employment or Training	48.7	!		Link
3GET001a	5-year revised target is £8.77m covering circa 57 investments (July 2019 - June 2024)	High	2022/23 Q4	£ Number Rosebud Loans Provided to New or Existing Businesses	640,000	✓		Link
3GET002a	New contract target (Jan 22 to June 23) 681	High	2022/23 Q4	No of Jobs Created by Boost	11.6	✗		Link
3GET002b	New contract target (Jan 22 to June 23) 103	High	2022/23 Q4	No of New Businesses Established by Boost	0.0	✗		Link



Caring for the Vulnerable Overview 1 of 2



Back

Delivering better services

Protecting the Environment

Supporting Economic Growth

Caring for the Vulnerable 2 of 2

Ref	Target	Good Is	As of Date	Metric Name	Latest Value	RAG Status	Trends	Link
4ASC001a	3.2-4.3	Low	2022/23 Q4	Number of New Requests received for support from New Clients, per % of population 18+	3.6	✓		Link
4ASC002a	90	High	2022/23 Q4	% of CQC registered locations rated Good or Outstanding vs. Target - Community Based	96.0	✓		Link
4ASC002b	90	High	2022/23 Q4	% of CQC registered locations rated Good or Outstanding vs. Target - Residential	80.5	✗		Link
4ASC003a	66.2	High	2022/23 Q4	Making Safeguarding Personal - % of Section 42 Safeguarding enquiries where desired outcomes were asked for and expressed, where outcomes were Fully Achieved.	63.5	!		Link
4ASC005a	1294	Low	2022/23 Q4	Number of people waiting over 5 days for an Adult Social Care Assessment	1193.0	✓		Link
4ASC006a	19.1	High	2021/22	Social Care-Related quality of life score	19.3	✓		Link
4ASC007a	13.3	Low	2022/23 Q4	Permanent admissions to residential and nursing care homes per 100,000 population aged 18-64 during the year	16.9	✗		Link
4ASC007b	637.6	Low	2022/23 Q4	Permanent admissions to residential and nursing care homes per 100,000 population aged 65+ during the year	710.1	✗		Link
4ASC008a	75.3	High	2022/23 Q4	Proportion of Registered carers receiving formal support from the County Council (via carers direct payments)	92.6	✓		Link
4ASC009a	1.69	Low	2022/23 Q4	Total number of people in receipt of long term support plus trend over time / per % population	1.8	✗		Link
4ASC010a	90	High	2022/23 Q4	The Proportion of people aged 65 and over who were still at home 91 days after discharge from hospital into reablement/rehabilitation services %	88.7	!		Link
4ASC011a	90	High	2022/23 Q4	The Proportion of adults with a learning disability who live in their own home or with their family %	92.2	✓		Link
4ASC012a	530	Low	2022/23 Q4	£ Long Term Support Average Cost Per Person Per Week vs. Budget	542.5	!		Link



Caring for the Vulnerable Overview 2 of 2


[Back](#)
[Delivering better services](#)
[Protecting the Environment](#)
[Supporting Economic Growth](#)
[Caring for the Vulnerable 1 of 2](#)

Ref	Target	Good Is	As of Date	Metric Name	Latest Value	RAG Status	Trends	Link
4ECS001a	70	High	2022/23 Q4	% of children and young people who received targeted early help support from Children and Families Wellbeing service which successfully met their identified needs	73.0	✓		Link
4ECS002a	80	High	2022/23 Q4	% of children looked after actually living in Lancashire	80.6	✓		Link
4ECS003a	Not Appropriate	Low	2022/23 Q4	Children becoming looked after (Rate and Number)	5.8	✓		Link
4PH001a	Other	Other	2022/23 Q4	Domestic Abuse Safe Accommodation: Referrals for service	330.0			Link
4PH001b	Other	Other	2022/23 Q4	Domestic Abuse Safe Accommodation: Families supported in safe accommodation %	23.9			Link
4PH002a	60 per year	High	2022/23	Domestic Abuse Perpetrator Programme: Referrals completed (inc partial completion) %	70.0	!		Link
4PH003a	Above national average	High	2022/23 Q3	Substance Misuse and Alcohol: Proportion of all in treatment, who successfully completed treatment and did not re-present within 6 months: alcohol %	47.0	✓		Link
4PH003b	Above national average	High	2022/23 Q3	Substance Misuse and Alcohol: Proportion of all in treatment, who successfully completed treatment and did not re-present within 6 months: opiates %	5.4	✓		Link
4PH004a	85	Low	2022/23 Q3	Substance Misuse and Alcohol: The estimated proportion of people in your area who are dependent on Alcohol not in the treatment system %	83.9	!		Link
4PH004b	40	Low	2022/23 Q3	Substance Misuse and Alcohol: The estimated proportion of people in your area who are dependent on opiates, not in the treatment system %	41.4	✓		Link

[Back](#)

Cabinet Members' Area of Responsibility



Leader

County Councillor Philippa Williamson

Responsible for:

- Governance
- Legal
- Corporate Strategy
- Performance
- External Relations
- Corporate Communications

Cabinet Member for Resources, HR and Property (Deputy Leader)

County Councillor Alan Vincent

Responsible for:

- Asset and Facilities Management
- Property, Land and Buildings
- Finance, Procurement and Treasury Management
- External Funding
- Business Continuity, Emergency Preparedness, Health & Safety and Resilience
- Human Resources
- Partnerships and Companies
- Member Support
- Appointments to Outside Bodies

Cabinet Member for Adult Social Care

County Councillor Graham Good

Responsible for:

- Adult Social Care
- Working with NHS and other partners
- Safeguarding Adults and Quality Assurance
- Fund, Develop and Commission Care
- Care Market Sustainability, Supply and Quality
- Care Services Delivery including In-house and Independent Provision

Cabinet Member for Children and Families

County Councillor Colette Towseley

Responsible for:

- To act as the statutory Lead Member for Children's Services across children's social care and education services
- Children's Social Care
- Fostering and Adoption Services
- Corporate Parenting
- Young People's Services and Engagement
- Early years and childcare provision
- Safeguarding children and young people
- Youth Justice Services

Cabinet Members' Areas of Responsibility

Cabinet Member for Community and Cultural Services

County Councillor Peter Buckley

Responsible for:

- Cultural Services including Libraries, Museums and Archives
- Community Safety and Domestic Abuse
- Equalities, Community Cohesion, Counter Terrorism and Prevent
- Refugee Integration and Welfare Rights
- Customer Access and Digital Services
- Registrations and Coroners Services
- Voluntary, Community and Faith Sector
- Parish and Town Councils

Cabinet Member for Economic Development and Growth

County Councillor Andy Rigolf

Responsible for:

- Economic Development and Growth
- Levelling Up and Regional Affairs
- Strategic Investment, Major Projects and Infrastructure
- Economic Partnerships
- Place-Making and Regeneration
- Business Support and Collaboration
- Tourism and the Visitor Economy

Cabinet Member for Education and Skills

County Councillor Jayne Rear

Responsible for:

- Pupil Place Planning
- Special Educational Needs and Disability
- School Performance
- School Governor Support
- Schools Condition and Capital Programme
- Further, Higher, Technical and Adult Education
- Lifeline Skills and Apprenticeships

Cabinet Member for Environment and Climate Change

County Councillor Shaun Turner

Responsible for:

- Climate Change
- Nature Recovery, Biodiversity and Environment Strategies
- Local Air Quality Management
- Waste Management and Recycling
- Flood Risk Management
- Rural Affairs
- County Council Countryside Sites and Areas of Outstanding Natural Beauty
- Public Rights of Way
- Planning, Archaeology and Development Control

Cabinet Member for Health and Wellbeing

County Councillor Michael Green

Responsible for:

- Public Health
- Health and Wellbeing Strategy
- Health and Social Care Joint Strategic Needs Assessment
- The Lancashire Health and Wellbeing Board
- Trading Standards and Scientific Services
- Healthwatch
- Start for Life and Family Hubs

Cabinet Member for Highways and Transport

County Councillor Charles Edwards

Responsible for:

- Highways Asset Management
- Roads, Bridges/Structures, Street Lighting and Highway Drainage
- Network Management, Traffic Control Systems and Parking
- Road and Traffic Safety Policy
- Public Transport Policy
- Local Transport Planning
- Active Travel
- School Transport

For further information relating to performance reported in this dashboard, please contact:

Mike Kirby, Director of Strategy and Performance
mike.kirby@lancashire.gov.uk